



Listing_order Paragraphs

Organizing your paragraphs




Contents

1. Clustering

2. Organization


- listing-order pattern
- listing-order transition signals
- paragraph unity
- simple outlining



01

Clustering

- a prewriting technique that helps you get ideas to write about



FLIGHT ATTENDANTS

like to travel

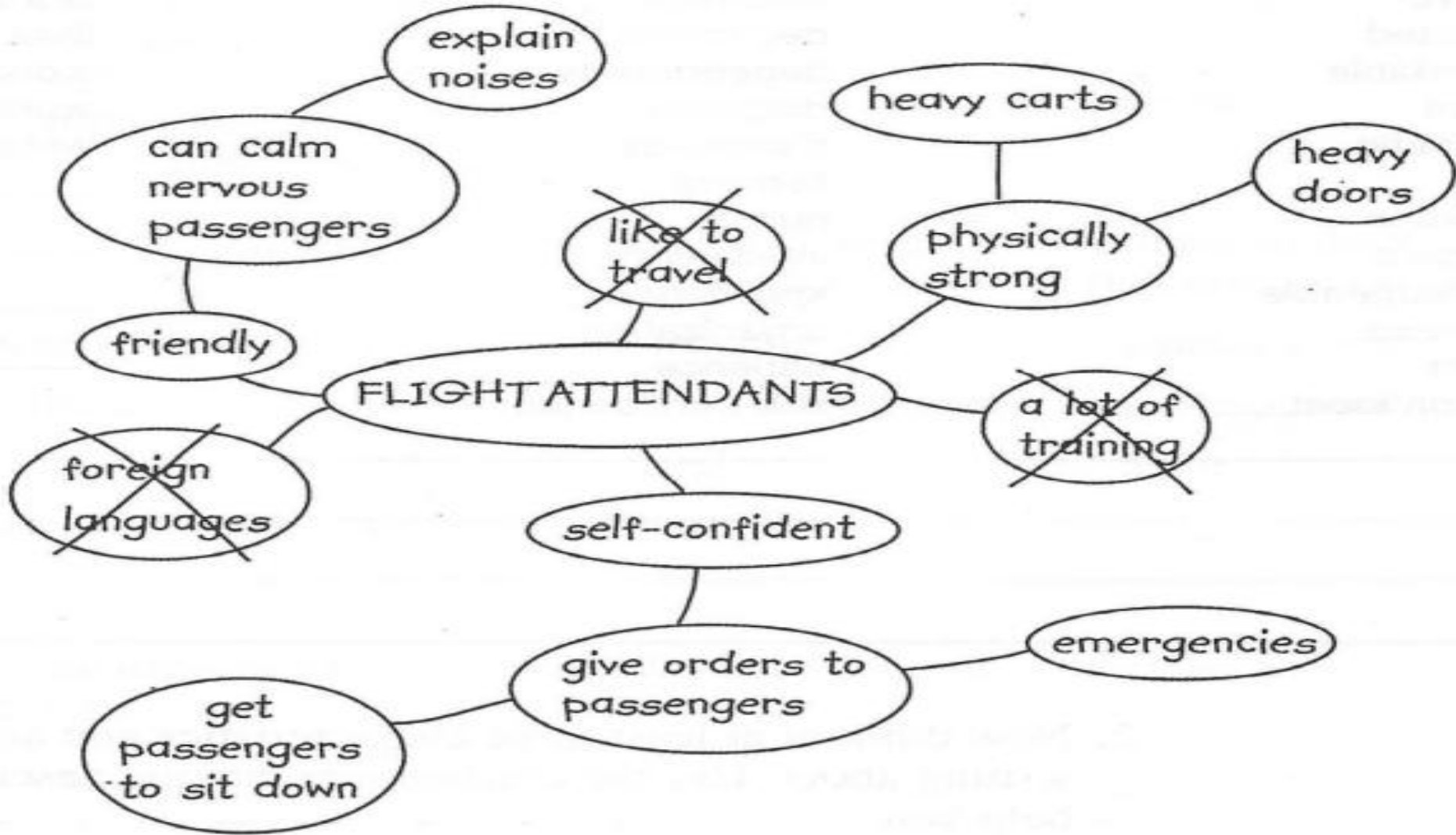
physically strong

a lot of training

self-confident

foreign languages

friendly





02

Organizing


A well-organized paragraph is easy to read and understand because the ideas are in a recognizable pattern.



Listing-Order Pattern

01

Topic sentence



Begin with a sentence that names your topic and says it has several points.


02

Separate points

Write about each point separately.

03

Concluding sentence



End with a sentence that reminds your reader about the points you just discussed.

Listing-Order Transition Signals



1. First,
First of all,
Second,
Third,
In addition,
Also,
Finally,

2. also
, also.

Placement of the signals

- 1. Place most listing-order transition signals at the beginning of the sentence, and put a comma after them.**

First, living in a foreign country helps you learn another language faster than studying it at school.

In addition, small colleges are friendlier, so new students make friends more quickly.

Also, on a clear winter night, nothing is more fun than sitting with a group of friends around a big bonfire, talking, laughing, and singing.

Placement of the signals

2. *Also* may come in the middle of a sentence (between the subject and the verb) without a comma or at the end of a sentence with a comma.

They **also** like to “hang out” at the beach with their friends.

They like to “hang out” at the beach with their friends, **also**.




Paragraph Unity

01

One main idea


All the sentences in a paragraph are about one main idea.



02

Relevancy

all the supporting sentences in a paragraph must be relevant to the main idea



Making an Outline

Flight Attendants

Flight attendants have three important characteristics.

- A. Friendliness
- B. Self-confidence
- C. Physical strength

In short, flight attendants are friendly, self-confident, and strong.



Thanks

Does anyone have any questions?
tkolesnikova@edu.ektu.kz



CREDITS: This presentation template was created by **Slidesgo**, including icons by **Flaticon** and infographics & images by **Freepik**.

Please keep this slide for attribution